



Termix BV

Instantaneous water heater for large apartment houses, sports arenas and schools

Instantaneous water heater with heat exchanger and thermostatic or automatic controls. Designed for wall-mounting.

Application

The Termix BV substation is an instantaneous water heater featuring superb heat extraction and high performance. The substation is delivered with thermostatic or automatic controls. The Termix BV is suitable for large apartment houses, sports arenas and schools, where large amounts of hot water are needed. The hot water systems are available in 7 different sizes with an output from 77-265 kW. The Termix BV unit is supplied with PU insulated heat exchangers.

Domestic hot water (DHW)

The domestic hot water is prepared in a plate heat exchanger and the temperature is regulated with thermostatic or automatic controls. The thermostatic solution is regulated with self-acting thermostatic control valves. The substations with high output are controlled with two valves

connected in cascade in order to control both small and large demands for hot water in an efficient manner. The Termix BV can also be mounted with automatic controls. There is no additional pressure loss on the secondary side of the heat exchanger with a thermostatic or automatic control valve. Therefore this type of regulation can be used by low pressure in the cold water mains.

Domestic hot water circulation

The Termix BV substation is supplied with connections for DHW circulation including circulation pump and a non-return valve as a standard.

Options

The substation can be supplied with a safety valve and a thermostatic circulation valve.

Construction

All pipes are made of stainless steel. The connections are made by nuts and gaskets. The Termix BV substation can be delivered with a white-lacquered steel cover in modern design.

FEATURES AND BENEFITS

- Instantaneous water heater
- DHW regulation with thermostatic or automatic controls
- Capacity: 77-265 kW DHW
- DHW in sufficient quantity
- Operates independent of differential pressure and flow temperature
- Minimum space required for installation
- Pipes and plate heat exchanger made of stainless steel
- Minimized risk of lime scale and bacteria formation

Termix BV

Circuit diagram - example

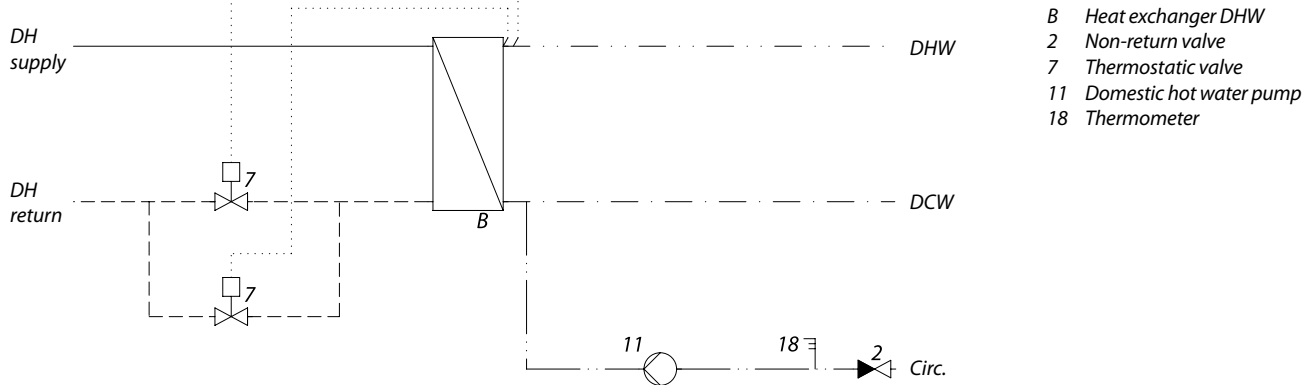


Diagram for Termix BV type 4-8

Technical parameters:

Nominal pressure: PN 16
 DH supply temperature: $T_{max} = 120\text{ }^{\circ}\text{C}$
 DCW static pressure: $p_{min} = 0,5\text{ bar}$
 Brazing material (HEX): Copper

Weight incl. cover: 20-40 kg
 (incl. packing)

Cover: White-lacquered
 steel sheet

Dimensions (mm):

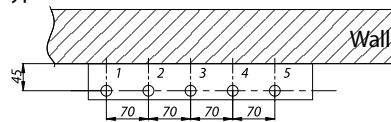
Without cover:
 H 660 x W 510 x D 240 (type 2-5)
 H 1000 x W 800 x D 340 (type 6-8)

With cover:
 H 800 x W 540 x D 360 (type 2-5)
 H 1000 x W 950 x D 525 (type 6-8)

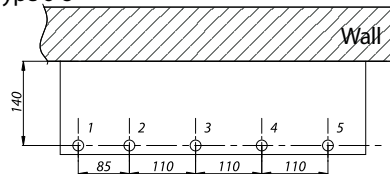
Connections:

- 1 District heating (DH) supply
- 2 District heating (DH) return
- 3 Circulation
- 4 Domestic hot water (DHW)
- 5 Domestic cold water (DCW)

Type 2-5



Type 6-8



Seen from above

Connections sizes:

DH + DCW + DHW: G 1" (int. thread)
 Circulation: G 3/4" (int. thread)

Options:

- White-lacquered steel cover
- Safety valve and non-return valve (10 bar)
- Thermostatic circulation set

DHW: Capacity examples, 10 °C/50 °C

Substation type*	DHW Capacity kW	Supply flow Primary °C	Return flow Primary °C	Pressure loss Primary kPa	Flow rate Secondary l/h
BV - 2 T-CP / E-CP	77	70	20	45	1655
BV - 3 T-CP / E-CP	93	70	20	45	1999
BV - 4 T-CP / E-CP	122	70	20	45	2623
BV - 5 T-CP / E-CP	157	70	20	45	3375
BV - 6 T-CP / E-CP	186	70	20	45	3999
BV - 7 T-CP / E-CP	230	70	20	45	4945
BV - 8 T-CP / E-CP	265	70	20	45	5697

* T-CP = Thermostatic control; E-CP = Electronic control

Gemina Termix A/S · Member of the Danfoss Group · Navervej 15-17 · DK-7451 Sunds · Denmark

Tel.: +45 9714 1444 · Fax: +45 9714 1159 · mail@termix.dk · www.heating.danfoss.com

Danfoss can accept no responsibility for possible errors in catalogues, brochures and other printed material. Danfoss reserves the right to alter its products without notice. This also applies to products already on order provided that such alterations can be made without substantial changes being necessary in specifications already agreed. All trademarks in this material are property of the respective companies. Danfoss and the Danfoss logotype are trademarks of Danfoss A/S. All rights reserved.